

LuxFLAG Labels

Key Figures of Q1 2024

70+ Countries where labelled financial products are distributed.

8 Number of jurisdictions where labelled products are domiciled.





129.7 Billions of euros equivalent of AuM in labelled financial products

279 Total number of labelled financial products

Impact Labels


 **Microfinance**
Est. 2006 **29**

 **Environment**
Est. 2011 **8**

 **Climate Finance**
Est. 2016 **9**

 **Green Bond**
Est. 2017 **21**

Sustainability Transition Labels

 **ESG**
Est. 2014 **161**


 **ESG Insurance Products**
Est. 2021 **7**

 **ESG Discretionary Mandate**
Est. 2022 **23**

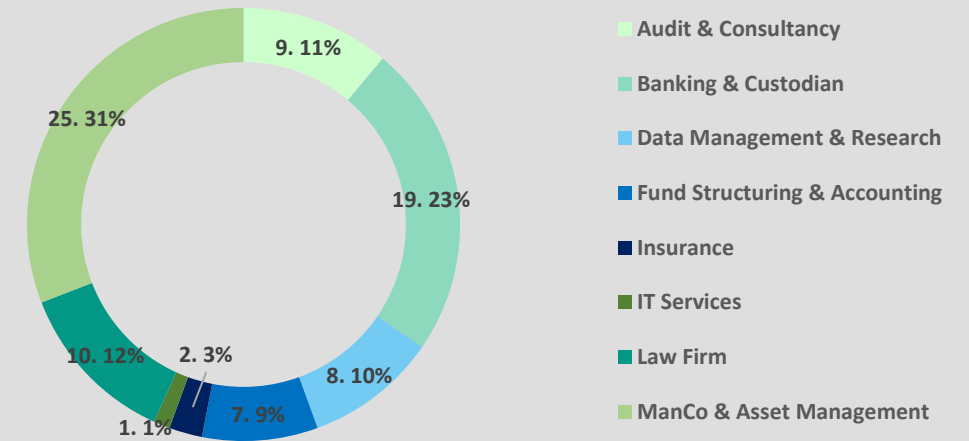
 **Applicant Fund Status**
21

Associate Members of LuxFLAG

Key Figures of Q1 2024

83 Total number of Associate Members 

LuxFLAG Associate Members



Charter Members of LuxFLAG

