

## LuxFLAG Labels

### Key Figures of Q3 2024

**70+** Countries where labelled financial products are distributed.


**6** Number of jurisdictions where labelled products are domiciled.




**132.2** Billions of euros equivalent of AuM in labelled financial products

**264** Total number of labelled financial products

### Impact Labels

 **Microfinance**  
Est. 2006 **30**

 **Environment**  
Est. 2011 **6**

 **Climate Finance**  
Est. 2016 **9**

 **Green Bond**  
Est. 2017 **21**

### Sustainability Transition Labels

 **ESG**  
Est. 2014 **149**


 **ESG Insurance Products**  
Est. 2021 **7**

 **ESG Discretionary Mandate**  
Est. 2022 **18**

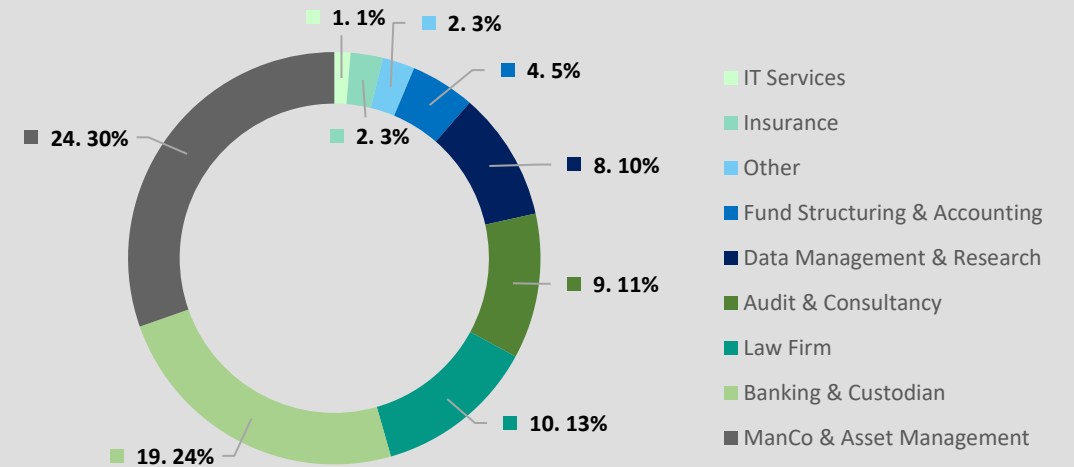
 **Applicant Fund Status**  
**24**

## Associate Members of LuxFLAG

### Key Figures of Q3 2024

**80** Total number of Associate Members 

### LuxFLAG Associate Members



### Charter Members of LuxFLAG

