

LuxFLAG Labels

Key Figures of Q1 2024

70+ Countries where labelled financial products are distributed.

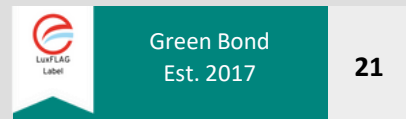
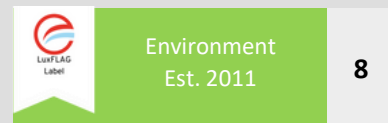

8 Number of jurisdictions where labelled products are domiciled.



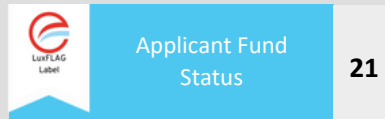
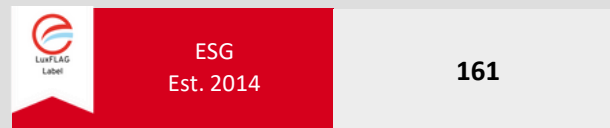
129.7 Billions of euros equivalent of AuM in labelled financial products

279 Total number of labelled financial products

Impact Labels



Sustainability Transition Labels



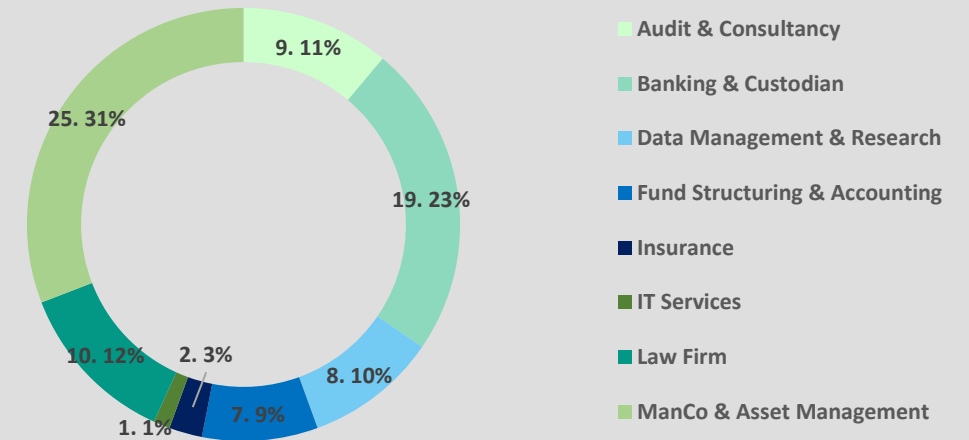
Associate Members of LuxFLAG

Key Figures of Q1 2024

81 Total number of Associate Members



LuxFLAG Associate Members



Charter Members of LuxFLAG

